

Mastering the Top 5 Blues Progressions Every Guitarist Should Know



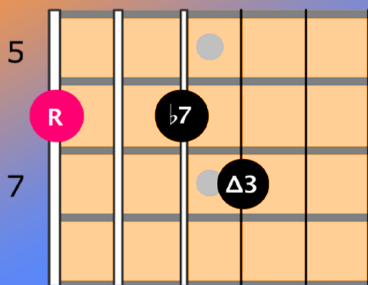
"In this first segment, we shall lay out the core approaches to Blues Progressions. Pay heed, for it shall set you on the path of musical prowess. To begin generating musical ideas, one must possess a firm grasp of the basic 12-bar blues progression. The one we present here is so rudimentary that the only IV chord in sight is a double-bar instance at bars 5 and 6.

We shall delve deep into the chords that you shall play. From basic grips to extended altered excursions, we shall cover a vast expanse of musical terrain, and you shall have plenty of firepower at your disposal. To commence our journey, this segment shall reveal the crux of most every chord in Blues Progressions: the $b5$ interval between the 3rd and $b7$ th, which forms the backbone tonality of the 5 progressions we shall examine. Following that exploration, we shall embark on a voyage to extend those dominant 7th chords into phat-sounding 9ths and 13ths.

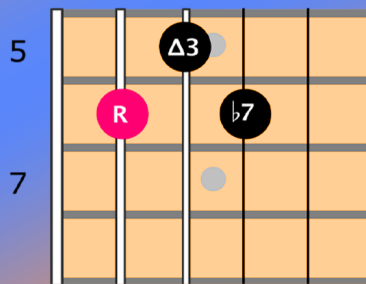
$Bb7$ Gm Fm Gm $Bb7$ Gm Fm
 $Eb7$ Cm Bbm Cm $Bb7$ Gm Fm
 $F9$ $F13$ $Eb9$ $Eb13$ $Bb7$ Gm Fm 3X

SIMPLE CHORD SHAPES FOR A 12 BAR BLUES IN B FLAT

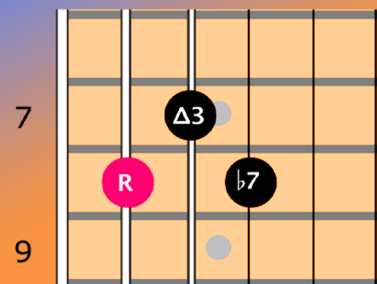
$Bb7$



$Eb7$

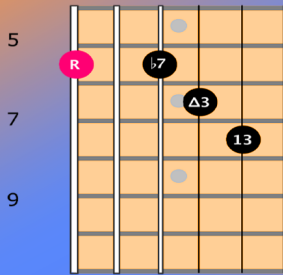


$F7$

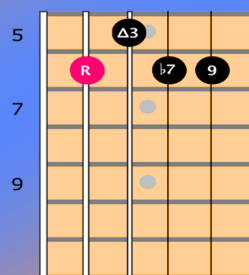


ADVANCED CHORD GRIPS FOR 12 BAR BLUES IN B FLAT

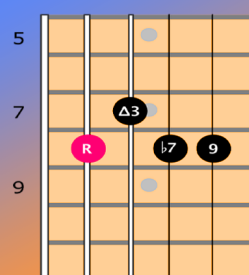
B \flat 7(13)



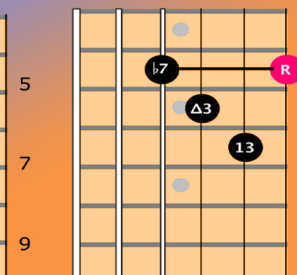
E \flat 9



F9

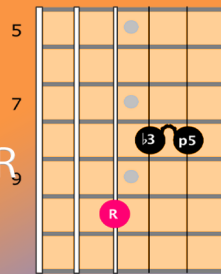


B \flat 7(13)/A \flat

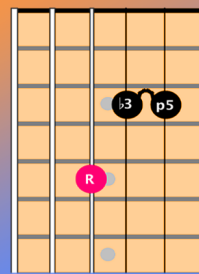


MORE
ADVANCED
AND OTHER
OPTIONS

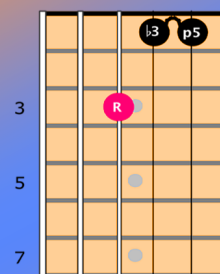
Cm



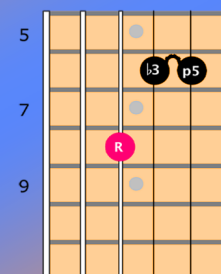
Gm



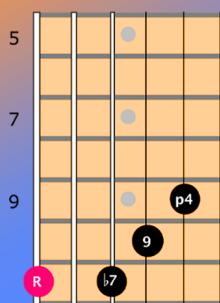
Fm



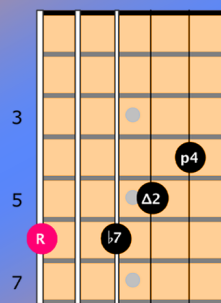
B \flat m



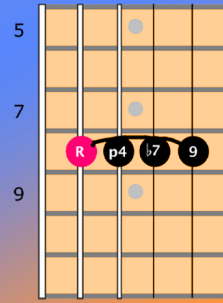
E \flat 9sus4



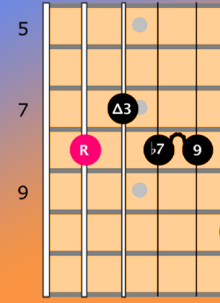
B \flat 9sus4



F9sus4



F9(13)



E \flat 9sus4

